

TOP
S
P
N



EBA 270
Small centrifuge

Optimal sample preparation starts in the medical practice

The EBA 270 is a small centrifuge with a swing-out rotor especially designed for use in medical practices. It accepts common blood or urine tubes up to a volume of 15 ml and accelerates them to a maximum speed of 4,000 min⁻¹. This corresponds to a RCF of 2,254.

It delivers optimal separation results and a horizontal layer of the separating gel that is identical to that achieved with a large centrifuge. Samples are therefore optimally prepared for analysis.

USER FRIENDLINESS

- The centrifuge's speed and running time can be variably adjusted for different applications:
 - Speed in RPM
Entry in increments of 100
 - Time in min
Entry in minutes, up to 99 min
- The parameters are displayed during centrifugation
- Pulse key for short centrifuging
- Open lid key

SAFETY

- Lid locking and holding during rotor run
- Emergency lid lock release
- Lid closure of metal
- Imbalance switch-off
- Flexible motor bearings:
Even if there is a slight imbalance the centrifuge will run smoothly and remain in position on the bench.

DESIGN

- Smooth plastic housing, easy to clean
- Metal lid
- Stainless steel centrifuging chamber, deep-drawn and seamless



The EBA 270 is supplied with rotor and carriers 2331 and 2333 (6 of each).

Cat. No. 2300

ROTOR AND ACCESSORIES

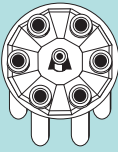
Swing-out rotor, 6-place (incl.)



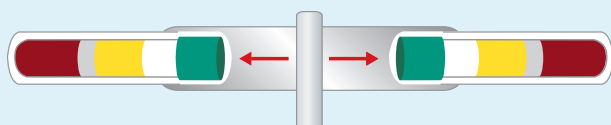
↻ 90°

illustrated with blood collection tubes

n = 4,000 min⁻¹
max. RCF 2,254

capacity in ml	4	5	6	15	1.1–1.4	2.6–3.4	2.7–3	4–5.5	4.5–5	4.9	7.5–8.5	9–10	10	1.6–5	4–7	4–7	8.5–10
Ø x L in mm	10x88	12x75	12x82	17x100	8x66	13x65	11x66	15x75	11x92	13x90	15x92	16x92	15x102	13x75	13x100	16x75	16x100
Cat. No.	-	0553 ¹⁾	0501 ¹⁾	0518 ¹⁾	blood collection / urine tubes												
 rotor and carriers incl.																	
Cat. No.	2331	2333	2331	2333							2331			2333	2331	2333	2331
boring Ø x L in mm	17.5x80	17.5x55		17.5x80	17.5x55			17.5x80						17.5x55	17.5x80	17.5x55	17.5x80
tubes per rotor	6																
max. RCF ¹⁾	2,254	1,807	2,254	1,807	2,254						1,807	2,254	1,807	2,254			
radius in mm	126	101	126	101	126						101	126	101	126			
run-up in sec	10																
run-down in sec	21																

Additional tubes e.g. stool tubes or spin columns on request.



Effect of the gravitational field in a swing-out rotor



Sample after centrifugation in the EBA 270

Samples that are ideally prepared for clinical investigations have a clear separation of serum/plasma from the solid constituents of blood. To make sure that this separation is maintained during transportation to the laboratory carrying out the investigation, the use of sample tubes with a separating gel is preferred. However, the samples do not always satisfy the requirements of the laboratories. In some cases the gel layer is too thin or it varies in thickness and the plasma/serum and sediment are not fully separated.

Many manufacturers of gel tubes therefore recommend centrifugation in a swing-out rotor. In such a rotor sedimentation proceeds in the direction of the tube axis, so that the constituents form horizontal layers of uniform thickness. The problem mentioned above is avoided and the samples can be analyzed without difficulty.


The EBA 270 is a compact centrifuge with such a swing-out rotor.

¹⁾ Please note that the RCF values indicated refer only to rotor performance. The max. permissible RCF of tubes used should be verified with the individual manufacturers. The max. RCF for glass tubes annotated with footnote ¹⁾ is 4,000.

EBA 270

TECHNOLOGY

EBA 270

Small centrifuge, with rotor		
Power supply ^{*)}	208–240 V 1 ~	100–127 V 1 ~
Frequency	50–60 Hz	
Consumption	65 VA	70 VA
Emission, Immunity	EN / IEC 61326-1, class B	FCC class B
 Max. capacity		
	6 x 15 ml	
Max. RPM (speed)		
	4,000 min ⁻¹	
Max. RCF		
	2,254	
Running time	1 sec – 99 min : 59 sec, ∞ continuous run, short cycle mode (impulse key)	
Dimensions (HxWxD)	239 x 326 x 389 mm	
Weight	approx. 13 kg	
Cat. No.	2300	2300-01

^{*)} Other voltages on request.



Hettich centrifuges comply with all relevant EU standards in effect and conform to the European level of quality and safety for medical devices. Evidence is provided by national and international test marks such as IEC 61010 or the CE conformity. The ISO 9001, ISO 13485 and ISO 14001 certificates accredited to the company bear witness to the extreme care and responsibility Hettich puts into the manufacturing of centrifuges and their accessories.